



PRODUCTS CATALOG

ELECTRICAL ENCLOSURES & MODULAR CABINETS



20

exmweb.com

TYPE DF JUNCTION BOXES

The 1100 DF are used as junction or pull boxes. These boxes are suitable for surface mounting with the standard screw cover or for flush mounting using either of the two optional covers (1100 HCF or 1100 FCD on page 212). Boxes and covers are made of high quality 16 GA or 14 GA steel. Four internal mounting holes, bonding


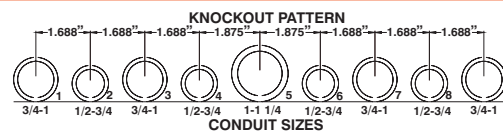
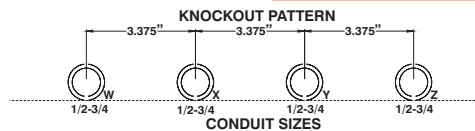
screws and attachments are provided. All four sides have concentric knockouts, except when noted. These boxes are also available without knockouts (add suffix "N" to the catalog number). Enclosures are finished with ANSI/ASA 61 smooth gray heat fused powder paint, electrostatically applied on a pretreated

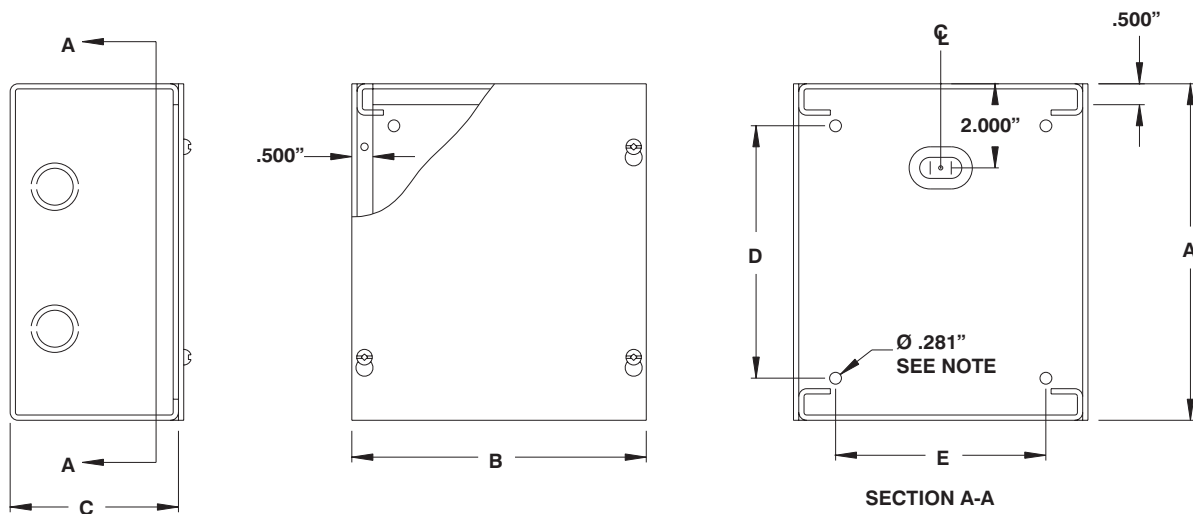
CSA Certified
UL Listed where noted *
NEMA/EEMAC 1 / IP30

Refer to p.734 to validate choice of substrate for the application



CATALOG NUMBER	DIMENSIONS					KNOCKOUTS		SHIP WGHT LBS.
	A	B	C	D	E	FACE A	FACE B	
*1100 DF060603	6	6	3	4	4	2-3-4	2-3-4	2
*1100 DF040404	4	4	4	2	2	W	W	1
*1100 DF060404	6	4	4	4	2	W-X	W	2
*1100 DF060604	6	6	4	4	4	2-3-4	2-3-4	3
*1100 DF080604	8	6	4	6	4	W-X	W-X	3
*1100 DF080804	8	8	4	6	6	6-7-8-9	6-7-8-9	4
*1100 DF100804	10	8	4	8	6	W-X	W-X	5
*1100 DF101004	10	10	4	8	8	6-7-8-9	3-4-5-6-7	6
*1100 DF120604	12	6	4	10	4	W-X-Y	W-X	5
*1100 DF120804	12	8	4	10	6	W-X-Y	W-X	6
*1100 DF121004	12	10	4	10	8	W-X-Y	W-X	7
*1100 DF121204	12	12	4	10	10	3-4-5-6-7	3-4-5-6-7	8
*1100 DF151204	15	12	4	13	10	W-X-Y-Z	W-X-Y	10
*1100 DF151504	15	15	4	13	13	W-X-Y-Z	W-X-Y-Z	13
*1100 DF161604	16	16	4	14	14	W-X-Y-Z	W-X-Y-Z	13
*1100 DF181204	18	12	4	16	10	W-X-Y	W-X-Y	11
*1100 DF181504	18	15	4	16	13	W-X-Y-Z	W-X-Y-Z	14
*1100 DF181804	18	18	4	16	16	W-X-Y-Z	W-X-Y-Z	16
*1100 DF242404	24	24	4	22	22	W-X-Y-Z	W-X-Y-Z	31
*1100 DF060606	6	6	6	4	4	2-3-4	2-3-4	3
*1100 DF080606	8	6	6	6	4	W-X	W-X	5
*1100 DF080806	8	8	6	6	6	6-7-8-9	6-7-8-9	5
*1100 DF100606	10	6	6	8	4	W-X	W-X	5
*1100 DF100806	10	8	6	8	6	W-X	W-X	6
*1100 DF101006	10	10	6	8	8	3-4-5-6-7	6-7-8-9	7
*1100 DF120606	12	6	6	10	4	W-X-Y	W-X	6
*1100 DF120806	12	8	6	10	6	W-X-Y	W-X	7
*1100 DF121006	12	10	6	10	8	W-X-Y	W-X	9
*1100 DF121206	12	12	6	10	10	3-4-5-6-7	3-4-5-6-7	10
*1100 DF151206	15	12	6	13	10	W-X-Y-Z	W-X-Y	11
*1100 DF151506	15	15	6	13	13	W-X-Y-Z	W-X-Y-Z	13
*1100 DF161606	16	16	6	14	14	2-3-4-5-6-7-8	2-3-4-5-6-7-8	14
*1100 DF181206	18	12	6	16	10	W-X-Y-Z	W-X-Y	13
*1100 DF181506	18	15	6	16	13	W-X-Y-Z	W-X-Y-Z	15
*1100 DF181806	18	18	6	16	16	W-X-Y-Z	W-X-Y-Z	17
*1100 DF241806	24	18	6	22	16	W-X-Y-Z	W-X-Y-Z	27
*1100 DF242406	24	24	6	22	22	W-X-Y-Z	W-X-Y-Z	34
*1100 DF101008	10	10	8	8	8	W-X	W-X	9
*1100 DF121208	12	12	8	10	10	W-X-Y	W-X-Y	12
*1100 DF151208	15	12	8	13	10	W-X-Y-Z	W-X-Y	13
*1100 DF161608	16	16	8	14	14	W-X-Y-Z	W-X-Y-Z	14
*1100 DF180808	18	8	8	16	6	W-X-Y-Z	W-X	17
*1100 DF181808	18	18	8	16	16	W-X-Y-Z	W-X-Y-Z	21
*1100 DF241208	24	12	8	22	10	W-X-Y-Z	W-X-Y	20
*1100 DF242408	24	24	8	22	22	W-X-Y-Z	W-X-Y-Z	38
*1100 DF202010	20	20	10	18	18	W-X-Y-Z	W-X-Y-Z	38





NOTE: -2 MTG. HOLE IF B=4.000"

CATALOG NUMBER	DIMENSIONS					SHIP WGT LBS.
	A	B	C	D	E	
*1100 DF040404N	4	4	4	2	-	1
*1100 DF060404N	6	4	4	4	-	2
*1100 DF060603N	6	6	3	4	4	2
*1100 DF060604N	6	6	4	4	4	3
*1100 DF080604N	8	6	4	6	4	3
*1100 DF080804N	8	8	4	6	6	4
*1100 DF100804N	10	8	4	8	6	5
*1100 DF101004N	10	10	4	8	8	6
*1100 DF120604N	12	6	4	10	4	5
*1100 DF120804N	12	8	4	10	6	6
*1100 DF121004N	12	10	4	10	8	7
*1100 DF121204N	12	12	4	10	10	8
*1100 DF151204N	15	12	4	13	10	10
*1100 DF151504N	15	15	4	13	13	12
*1100 DF161604N	16	16	4	14	14	13
*1100 DF181204N	18	12	4	16	10	11
*1100 DF181504N	18	15	4	16	13	14
*1100 DF181804N	18	18	4	16	16	16
*1100 DF060606N	6	6	6	4	4	3
*1100 DF080606N	8	6	6	6	4	5
*1100 DF080806N	8	8	6	6	6	5
*1100 DF100606N	10	6	6	8	4	5
*1100 DF100806N	10	8	6	8	6	6
*1100 DF101006N	10	10	6	8	8	7
*1100 DF120606N	12	6	6	10	4	6
*1100 DF120806N	12	8	6	10	6	7
*1100 DF121006N	12	10	6	10	8	9
*1100 DF121206N	12	12	6	10	10	10
*1100 DF151206N	15	12	6	13	10	11
*1100 DF151506N	15	15	6	13	13	13
*1100 DF161606N	16	16	6	14	14	14
*1100 DF181206N	18	12	6	16	10	13
*1100 DF181506N	18	15	6	16	13	15
*1100 DF181806N	18	18	6	16	16	17
*1100 DF241806N	24	18	6	22	16	27
*1100 DF242406N	24	24	6	22	22	34
*1100 DF302406N	30	24	6	28	22	42
*1100 DF362406N	36	24	6	34	22	48
1100 DF363606N	36	36	6	34	34	60

CATALOG NUMBER	DIMENSIONS					SHIP WGT LBS.
	A	B	C	D	E	
*1100 DF101008N	10	10	8	8	8	10
*1100 DF121208N	12	12	8	10	10	12
*1100 DF151208N	15	12	8	13	10	13
*1100 DF151508N	15	15	8	13	13	14
*1100 DF161608N	16	16	8	14	14	15
*1100 DF181808N	18	18	8	16	16	20
1100 DF241208N	24	12	8	22	10	20
1100 DF241808N	24	18	8	22	16	28
*1100 DF242408N	24	24	8	22	22	38
1100 DF303008N	30	30	8	28	28	48
*1100 DF362408N	36	24	8	34	22	55
1100 DF363008N	36	30	8	34	28	56
1100 DF363608N	36	36	8	34	34	65
*1100 DF121210N	12	12	10	10	10	18
*1100 DF151510N	15	15	10	13	13	22
*1100 DF181810N	18	18	10	16	16	28
*1100 DF202010N	20	20	10	18	18	32
*1100 DF241810N	24	18	10	22	16	36
*1100 DF242410N	24	24	10	22	22	41
*1100 DF302010N	30	20	10	28	18	44
*1100 DF302410N	30	24	10	28	22	50
1100 DF303010N	30	30	10	28	28	60
*1100 DF362410N	36	24	10	34	22	59
1100 DF363010N	36	30	10	34	28	61
1100 DF363610N	36	36	10	34	34	70
*1100 DF121212N	12	12	12	10	10	20
*1100 DF151512N	15	15	12	13	13	24
*1100 DF181212N	18	12	12	16	10	23
*1100 DF181812N	18	18	12	16	16	26
*1100 DF242412N	24	24	12	22	22	49
*1100 DF301812N	30	18	12	28	16	45
*1100 DF302412N	30	24	12	28	22	51
1100 DF303012N	30	30	12	28	28	54
*1100 DF362412N	36	24	12	34	22	57
1100 DF363012N	36	30	12	34	28	65
1100 DF363612N	36	36	12	34	34	70
1100 DF484812N	48	48	12	46	46	118
1100 DF363618N	36	36	18	34	34	112

